

# Orientation - Spring 2023

## PRE-ORIENTATION CHECKLIST



Confirm you are attending UVA Wise in your online Admissions Dashboard.

Only confirmed students receive Orientation invitations to their UVA Wise email.



Check your personal email for IT info to setup your UVA Wise email.

To confirm the personal email on file, contact [admissions@uvawise.edu](mailto:admissions@uvawise.edu) or 276-328-0102.



After confirming, look for the Orientation Sign-up invitation in your UVA Wise email. Login to the portal & complete the signup form.

Check UVA Wise email regularly for other campus updates, too!



Request all HS and College (including dual-enrollment) transcripts be sent to UVA


Wise for course credit evaluation NOW if you haven't already -- you can still participate in Orientation, but course credit cannot be formally evaluated & awarded without them.


From this point forward, your UVA Wise email is your primary email to be used for ALL communications to and from the College -- check it often & regularly beginning now.



**STEP 01**


**ONLINE Information Modules**  
(students)


WOW Module 

Math Assessment 

**STEP 02**

**ZOOM Advising & Registration**  
(students)

Select appt in Moodle 

1x1 meeting with advisor to schedule classes 

**STEP 03**

**IN-PERSON @ Wise Day**  
(students & 2 family/guests)

Meet peers, campus resources & advisor 

**\*\*USE YOUR UVA WISE EMAIL FOR ALL COLLEGE COMMUNICATIONS\*\***  
\*\*Next steps email notifications typically are sent within 48 hours\*\*

### STEP 1 - INFORMATION MODULES (online, self-paced)

All students will login to complete the Wise Orientation Welcome (WOW) information module using the link provided in their UVA Wise email. Be sure to also login/out of Moodle for system recognition to be ready for next steps in the Orientation process. Family/guests that students listed on their Orientation Sign-up will also receive guest access to the WOW module.

Additionally, students majoring in the Natural Sciences or Math & Computer Science programs are **REQUIRED** to complete the Math Assessment module to assess current math skills, even if they have transfer or DE credits. Others desiring to take a higher course above the initial math placement may also take it. Learn more at [www.uvawise.edu/math-assess](http://www.uvawise.edu/math-assess).

### STEP 2 - ADVISING & REGISTRATION (online, zoom)

After completing Step 1 (be sure you have also logged in/out of Moodle for system recognition), students will receive access to their faculty advisor's Advising Module in Moodle. Select the available advising appointment that works best for you...be sure that it is when you can be engaged & have no distractions. Before the appointment, carefully read the information provided in Moodle by your advisor to prepare for your appointment in Zoom (no software required; just use provided link). Mark your calendar/set a reminder for your selected appointment. You & your advisor will discuss your program of study, liberal arts core, and register for your UVA Wise classes.

NOTE: The advising appointment is only for students; parents/family are encouraged to assist in their student's review of information in advance of the appointment to help students with preparing to meet with their advisor.

### STEP 3 - @ WISE DAY (in-person, up to 2 family/guests)

As the final step of Orientation, students will attend an in-person, on-campus day where you will learn more about UVA Wise along with fellow new students as you meet face-to-face with campus resources as well as your advisor for updates and the opportunity to make any final schedule changes. Up to 2 parents/guests may also attend with you (included on your Orientation Sign-up form). Details for the half-day event will be shared closed to the January 16 date. **\*\*Steps 1 & 2 must be completed prior to the Step 3 @Wise Day.\*\***

## ORIENTATION 3-STEP PROCESS

\*\*Follow details sent to your UVA Wise email for each step.\*\*